

Income-Portfolio

Data as of 30.6.2020

Risk Propensity



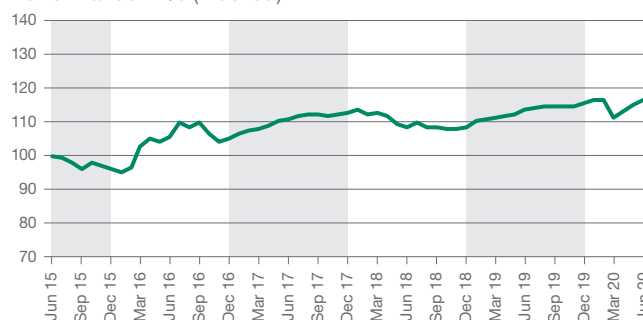
Income-oriented: The fund portfolio is suitable for clients with limited risk tolerance.

Investment Objective

This portfolio focuses mainly on the security of the investment. It invests principally in funds in which the bulk of the assets held consist of fixed-interest securities.

The portfolio is actively managed on the basis of a professional top-down approach and undergoes continuous monitoring. Temporary controlled deviations from the investment strategy are permitted, depending on the market situation. All funds are selected according to Skandia's tried-and-tested 4P fund selection process, which ensures that only the best fund managers in a given asset class are included in our fund portfolios.

Performance in % (indexed)



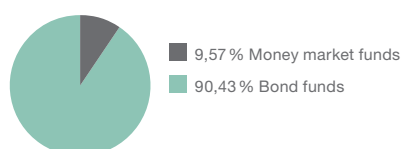
Income-Portfolio

in %	YTD 2020	2019	2018	2017	2016	since Inc.
Portfolio	0,85	6,64	-3,67	7,05	9,58	113,55
Benchmark*	2,95	6,29	0,25			

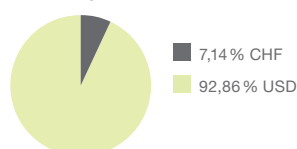
in %	1 M	1 Y	3 Y	5 Y	5 Y p.a.	15 Y	15 Y p.a.
Portfolio	1,20	2,61	5,35	16,76	3,15	62,59	3,29
Benchmark*	0,35	4,24					

* Customised Benchmark

Asset Allocation



Currency Allocation



Top 5 Holdings

	Category	ISIN	Currency	%
Pictet-USD Short Mid-Term Bds-P	Bond funds	LU0175073625	USD	29,22
PIMCO GIS Global Bond Fund USD	Bond funds	IE0002461055	USD	19,83
Swiss Rock (Lux) SICAV – Absolute Return Bond Fund Plus E USD	Bond funds	LU1090786119	USD	17,01
Pictet CH-Short-Term Money Market USD – I dy	Money market funds	CH0011292395	USD	9,57
Vontobel Fund – Emerging Markets Debt	Bond funds	LU0926439562	USD	8,83
			% of Top 5	84,47
			Total Holdings	7

Operations

Reference Currency	USD	Inception Date	7.5.1999
Reference Currency Share	at least 70 % USD	Portfoliomanagement	Skandia Leben AG
Management Fee (max) p.a.	0,25 %	Total Net Assets USD (mil)	0,3

The information and performance data are partially based on external sources, which in certain cases may differ substantially from the values used in each product, and are therefore not reliable indicators of the performance of particular products. Skandia does not guarantee the accuracy, completeness or timeliness of the following information data. In addition, the performance data shown do not take into account any costs and fees charged for subscriptions and redemptions. The performance of a unit-linked life insurance product or a fund investment plan can differ from the performance of the investment funds used for these products additional costs may be incurred depending on the product. Past performance is not a guarantee of future results. We use investment funds (collective investment schemes) as benchmarks within the scope of unit-linked life assurance and they do not constitute an invitation to buy or sell collective investment schemes.

Skandia Leben AG, Churerstrasse 25, CH-8808 Pfäffikon
T +41 (0)848 33 66 99, F +41 (0)44 388 28 38

www.skandia.ch